
Item ID Number 01676

Author

Corporate Author

Report/Article Title Table/Bar Chart: VA/EPA Adipose Tissue Study

Journal/Book Title

Year 0000

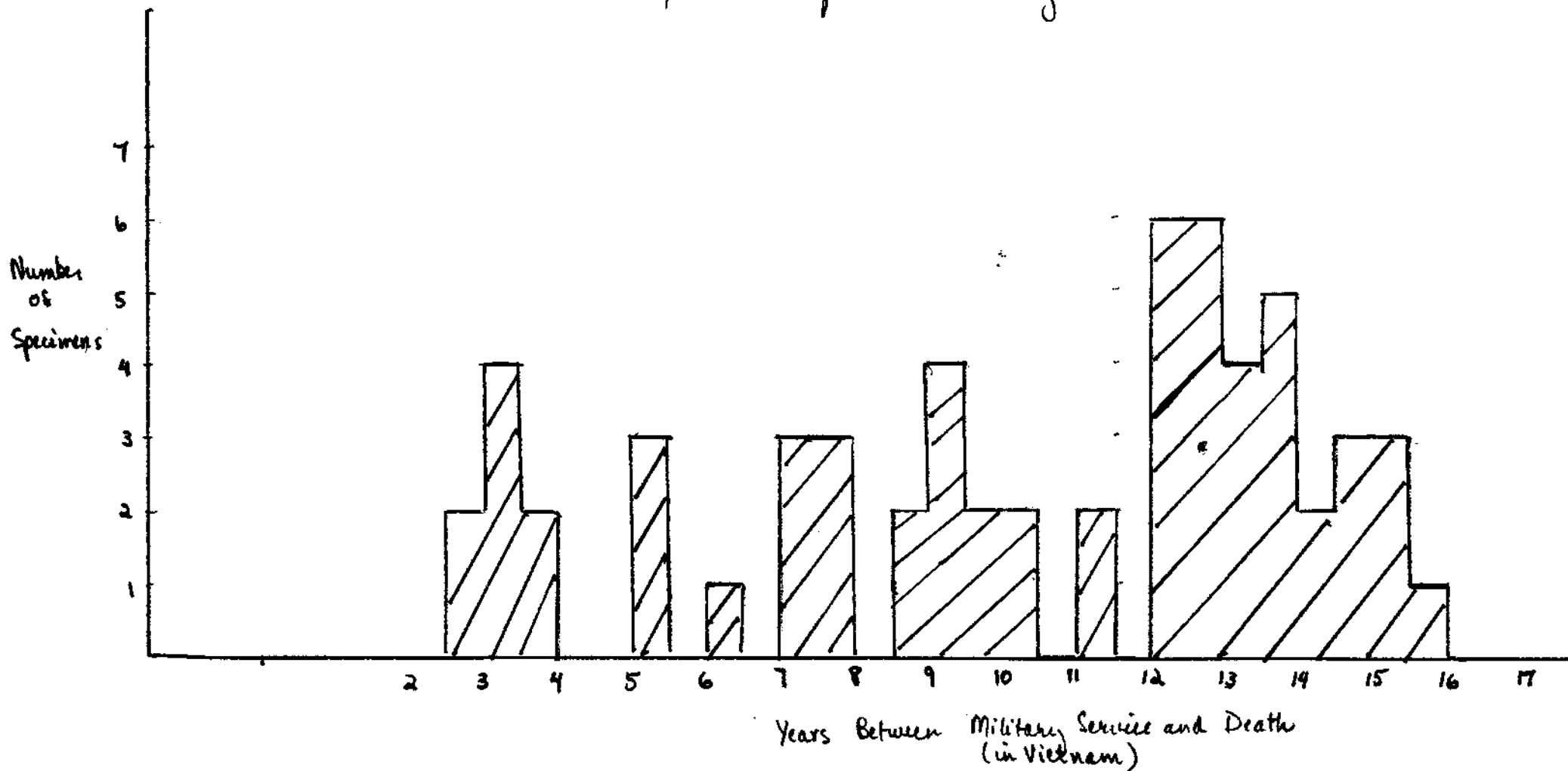
Month/Day

Color

Number of Images 4

Description Notes

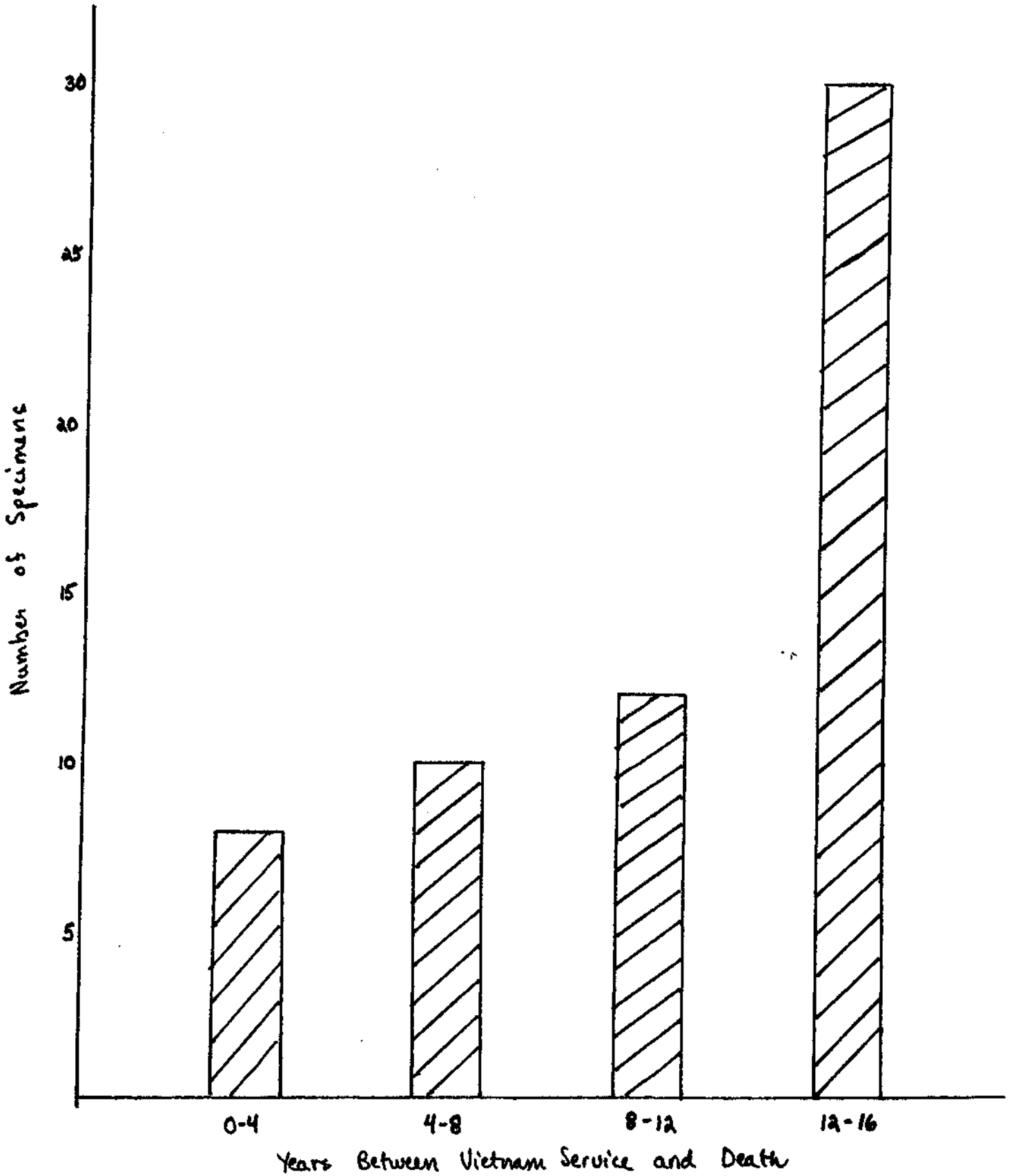
VA/EPA Adipose Tissue Study



Time Between
Vietnam Service
and Date of Death
Yrs

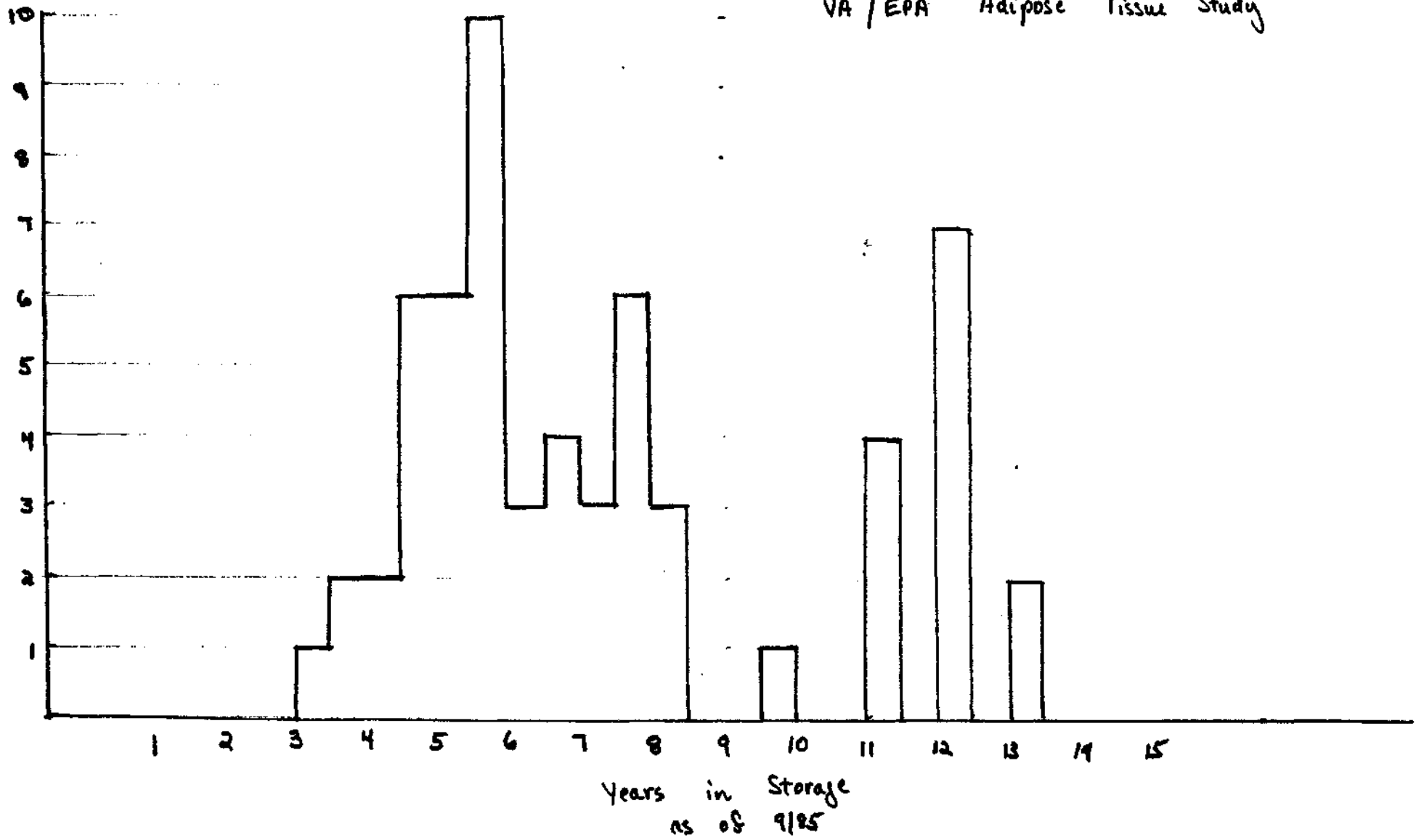
0 - .5
 .5 - 1
 1.0 - 1.5
 1.5 - 2.0
 2.0 - 2.5
 2.5 - 3.0
 3.0 - 3.5
 3.5 - 4.0
 4.0 - 4.5
 4.5 - 5.0
 5.0 - 5.5
 5.5 - 6.0
 6.0 - 6.5
 6.5 - 7.0
 7.0 - 7.5
 7.5 - 8.0
 8.0 - 8.5
 8.5 - 9.0
 9.0 - 9.5
 9.5 - 10.0
 10.0 - 10.5
 10.5 - 11.0
 11.0 - 11.5
 11.5 - 12.0
 12.0 - 12.5
 12.5 - 13.0
 13.0 - 13.5
 13.5 - 14.0
 14.0 - 14.5
 14.5 - 15.0
 15.0 - 15.5
 15.5 - 16.0
 16.0 - 16.5
 16.5 - 17.0

VA / EPA Adipose Tissue Study



VA / EPA Adipose Tissue Study

Number of Specimens



Time Archived

0-0.5
 0.5-1
 1.0-1.5
 1.5-2.0
 2.0-2.5
 2.5-3.0
 3.0-3.5
 3.5-4.0
 4.0-4.5
 4.5-5.0
 5.0-5.5
 5.5-6.0
 6.0-6.5
 6.5-7.0
 7.0-7.5
 7.5-8.0
 8.0-8.5
 8.5-9.0
 9.0-9.5
 9.5-10.0
 10.0-10.5
 10.5-11.0
 11.0-11.5
 11.5-12.0
 12.0-12.5
 12.5-13.0
 13.0-13.5
 13.5-14.0
 14.0-14.5
 14.5-15.0

27
 19
 5
 9

VA/EPA. ADIPOSE TISSUE STUDY

